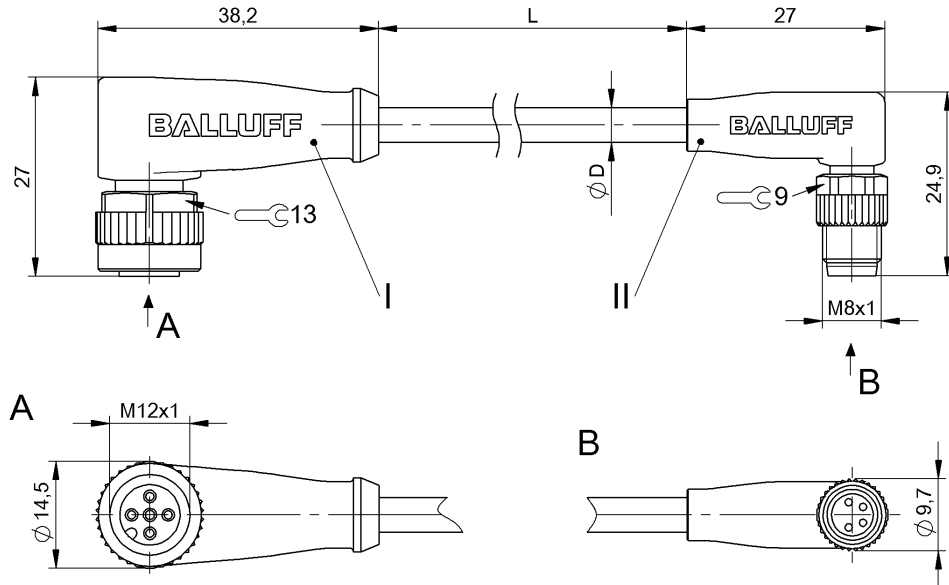


Double-Ended Cordsets
BCC M425-M324-3F-304-VX44T2-030
Order Code: BCC0AN2

BALLUFF



Basic features

Approval/Conformity	CE cULus WEEE
---------------------	---------------------

Electrical connection

Bending radius min., fixed cable	5 x D
Bending radius min., flexible cable	10 x D
Cable	PVC Yellow, 3 m
Cable diameter D	5.00 mm ±0.15 mm
Cable, bending cycles min.	2 mil.
Conductor cross-section	22 AWG
Connection 1	M12x1-Female, angled, 5-pin, A-coded
Connection 2	M8x1-Male, angled, 4-pin, A-coded
Number of conductors	4
System	Molded/Molded

Electrical data

Cable rated voltage AC max.	300 V
Cable rated voltage DC max.	300 V
Operating voltage Ub	60 VDC / 60 VAC
Rated current (40 °C)	4.0 A

Remarks

Bulk cable approval per UL-AWM Style 2661 & CSA AWM I/II A/B
 Enclosure rating per IEC 60529 or 20653, only in screwed state with the associated mating piece.

Environmental conditions

Cable temperature, drag chain	-5...60 °C
Cable temperature, fixed routing	-40...105 °C
Cable temperature, flexible routing	-5...105 °C
IP rating	IP67, IP68, IP69K/IP67, IP69K

Interface

Switching output	Complementary
------------------	---------------

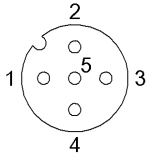
Material

Cable jacket, material	PVC
Material contact carrier	PUR/PUR
Material contacts	Bronze/Brass
Material cover nut	Die-cast zinc/Die-cast zinc or nickel plated brass
Material grip	PUR/PUR

Mechanical data

Cable jacket, color	Yellow
Cable length L	3.00 m
Horizontal travel permitted, drag chain	5 m
Tightening torque pigtail	0.6 Nm/0.4 Nm
Traverse speed max., drag chain	200 m/min
Vertical travel permitted, drag chain	2 m at 5 m/s ²

Connector Drawings



I

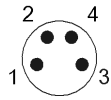
PIN 1: brown

PIN 2: white

PIN 3: blue

PIN 4: black

PIN 5: not used



II

PIN 1: brown

PIN 2: white

PIN 3: blue

PIN 4: black

Wiring Diagrams

